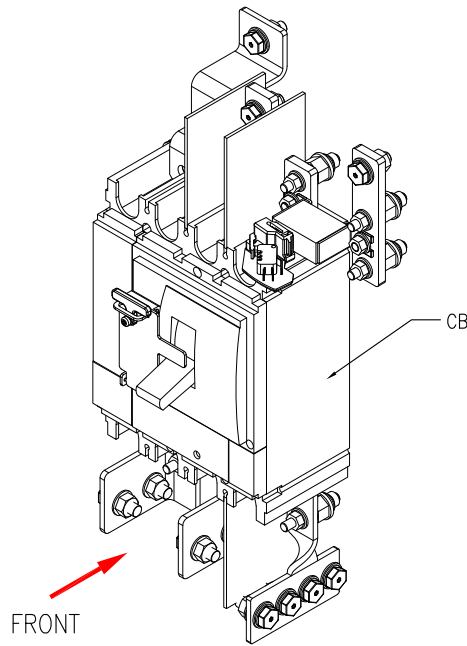


FRONT

EXTERNAL ISOMETRIC VIEW



FRONT

INTERNAL ISOMETRIC VIEW

SPECIFICATIONS:

Circuit breaker	NSX630S DC (LV438274)
Maximum configuration	4 hours runtime for 40–50 battery blocks 1 hour runtime for 36–38 battery blocks
Battery Type	Lead-acid
Maximum short circuit level (kA)	20

EASY UPS 3M

Recommended Copper Cable Size Between UPS and Battery Breaker				
Connection of each BBK	100kVA	120kVA	160kVA	200kVA
DC+, N, DC- (mm ²)	2x70mm ²	2x70mm ²	2x95mm ²	2x120mm ²
PE (mm ²)	70mm ²	70mm ²	95mm ²	120mm ²

UPS rating(kVA)	Trip setting of one BBB/BBK configuration (A)	
	BB	
	I _r	I _m
100	420	1500
120	420	1500
160	480	1500
200	600	1500

EASY UPS 3L/GALAXY 3L UPS

△3

Recommended Copper Cable Size Between UPS and Battery Breakers						
	Connection of each BBB	250kVA	300kVA	400kVA	500kVA	600kVA
1xE3MBBB100K200H	DC+, DC- (mm²)	2x120mm²	2x120mm²	2x120mm²	---	---
	N (mm²)	120mm²	120mm²	120mm²	---	---
	PE (mm²)	120mm²	120mm²	120mm²	---	---
2xE3MBBB100K200H	DC+, DC- (mm²)	2x70mm²	2x95mm²	2x120mm²	2x120mm²	2x120mm²
	N (mm²)	120mm²	120mm²	120mm²	120mm²	120mm²
	PE (mm²)	70mm²	95mm²	120mm²	120mm²	120mm²
3xE3MBBB100K200H	DC+, DC- (mm²)	---	---	---	2x120mm²	2x120mm²
	N (mm²)	---	---	---	120mm²	120mm²
	PE (mm²)	---	---	---	120mm²	120mm²

UPS rating(kVA)		Trip setting of one BBB/BBK configuration (A)	
		BB	
		I _r	I _m
250	PF=0.9	600	1500
	PF=1	600	1500
300	PF=0.9	600	1500
	PF=1	600	1500
400	PF=0.9	600	1500
	PF=1	600	1500
500	PF=0.9	---	---
	PF=1	---	---
600	PF=0.9	---	---
	PF=1	---	---

UPS rating(kVA)		Trip setting of two BBB/BBK configuration (A)			
		BB-1		BB-2	
		I _r	I _m	I _r	I _m
250	PF=0.9	420	1500	420	1500
	PF=1	420	1500	420	1500
300	PF=0.9	420	1500	420	1500
	PF=1	480	1500	480	1500
400	PF=0.9	600	1500	600	1500
	PF=1	600	1500	600	1500
500	PF=0.9	600	1500	600	1500
	PF=1	600	1500	600	1500
600	PF=0.9	600	1500	600	1500
	PF=1	600	1500	600	1500

UPS rating(kVA)		Trip setting of two BBB/BBK configuration (A)					
		BB-1		BB-2		BB3	
		I _r	I _m	I _r	I _m	I _r	I _m
500	PF=0.9	480	1500	480	1500	480	1500
	PF=1	540	1500	540	1500	540	1500
600	PF=0.9	600	1500	600	1500	600	1500
	PF=1	600	1500	600	1500	600	1500

NOTES:

1. INSTALLATION SHALL COMPLY WITH ALL APPLICABLE NATIONAL, STATE AND LOCAL ELECTRICAL REGULATIONS.
2. REFER TO PRODUCT DOCUMENTATION FOR ADDITIONAL DETAILS PRIOR TO INSTALLATION AND SITE PREPARATION WORK.
- △ 3. CABLE SIZES ARE BASED ON TABLE B.52.5 OF IEC 60364-5-52 WITH THE FOLLOWING ASSERTIONS:
 - a) 90°C CONDUCTORS.
 - b) AN AMBIENT TEMPERATURE OF 30°C [86°F].
 - c) USE OF COPPER CONDUCTORS.
 - d) INSTALLATION METHOD 'C'
 IF THE AMBIENT TEMPERATURE IS GREATER THAN 30°C [86°F], LARGER CONDUCTORS ARE TO BE SELECTED IN ACCORDANCE WITH THE CORRECTION FACTORS OF THE IEC.
4. SOME STRUCTURAL DETAILS HAVE BEEN OMITTED FOR THE PURPOSE OF CLARITY.

TRIP SETTING SHOWN HERE IS BASED ON SAME BATTERY STRINGS FOR EACH BBK AND 36 BLOCKS FOR EACH BATTERY STRING

THIS DRAWING AND SPECIFICATIONS HEREIN ARE THE PROPERTY OF SCHNEIDER ELECTRIC AND SHALL NOT BE COPIED, REPRODUCED OR USED IN WHOLE OR IN PART, AS THE BASIS FOR THE MANUFACTURE OR SALE OF ITEMS WITHOUT WRITTEN PERMISSION FROM SCHNEIDER ELECTRIC. THIS DRAWING IS BASED UPON LATEST AVAILABLE INFORMATION AND IS SUBJECT TO CHANGE WITHOUT NOTICE.

Schneider Electric

TITLE: EASY UPS 3M/3L BATTERY BREAKER KIT ISOMETRIC VIEW

PROJECT: SUBMITTAL DRAWINGS SHEET 1 OF 2

DWG NO: E3MBBK100K200H

DRAWN: JAYAPRAKASH 27-JAN-21

ENGINEER: CAMPBELL BAI 27-JAN-21

APPROVED: FRANK ZHANG 27-JAN-21

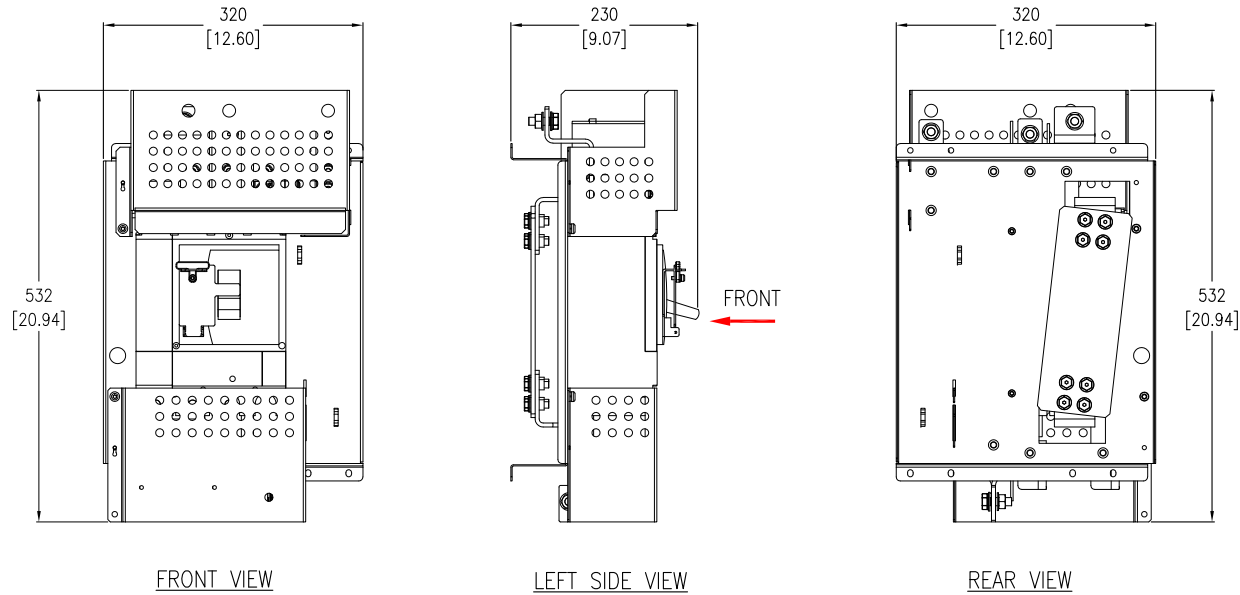
REV. 2

FIRST

ANGLE

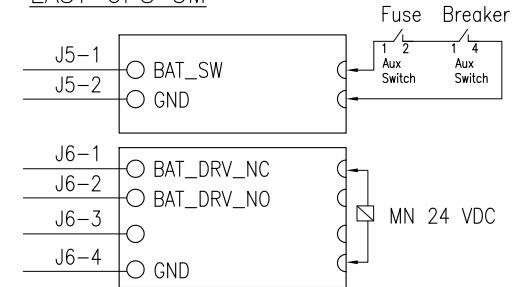
PROJECTION

EXTERNAL VIEWS

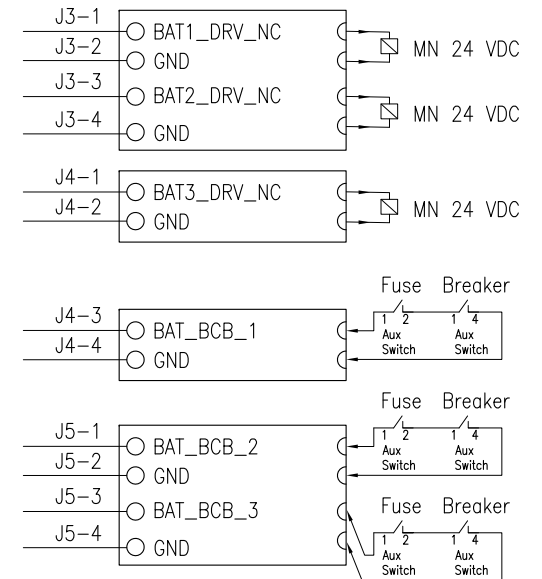


SIGNAL CABLE CONNECTION

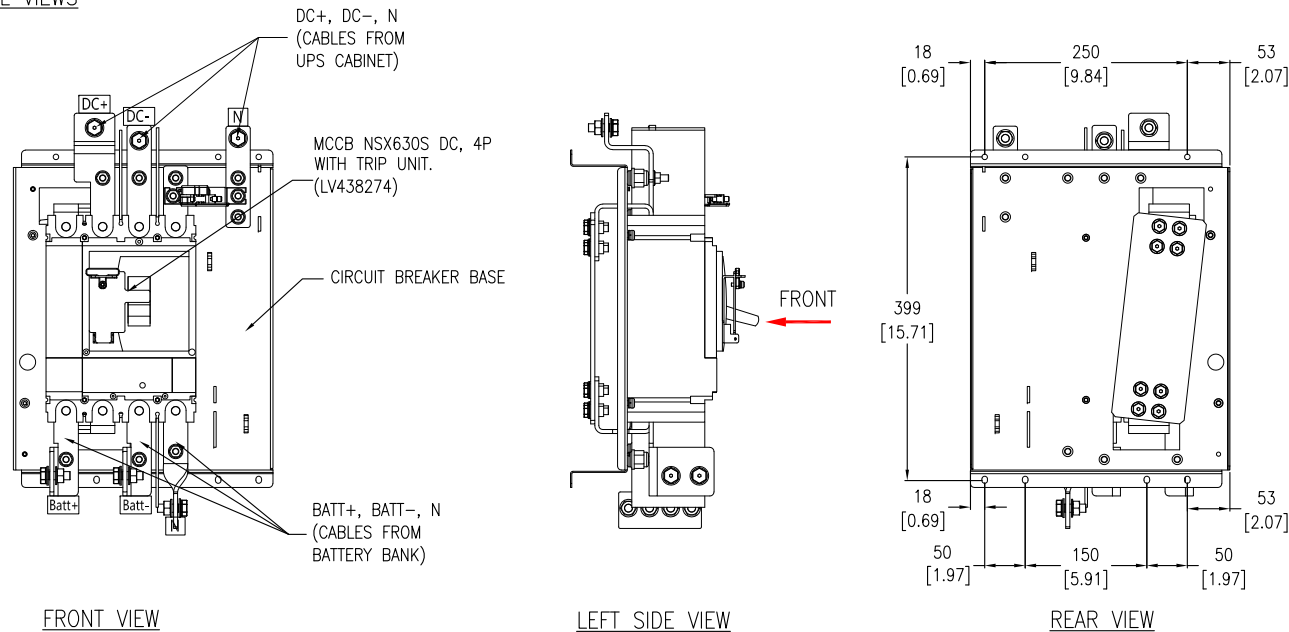
EASY UPS 3M



EASY UPS 3L



INTERNAL VIEWS



NOTES:

1. INSTALLATION SHALL COMPLY WITH ALL APPLICABLE NATIONAL, STATE AND LOCAL ELECTRICAL REGULATIONS.
2. REFER TO PRODUCT DOCUMENTATION FOR ADDITIONAL DETAILS PRIOR TO INSTALLATION AND SITE PREPARATION WORK.
3. ALL DIMENSIONS ARE IN MILLIMETERS [INCHES].
4. THE WEIGHT OF THE UNIT IS 13 kg [28.66 lb].

THIS DRAWING AND SPECIFICATIONS HEREIN ARE THE PROPERTY OF SCHNEIDER ELECTRIC AND SHALL NOT BE COPIED, REPRODUCED OR USED IN WHOLE OR IN PART, AS THE BASIS FOR THE MANUFACTURE OR SALE OF ITEMS WITHOUT WRITTEN PERMISSION FROM SCHNEIDER ELECTRIC. THIS DRAWING IS BASED UPON LATEST AVAILABLE INFORMATION AND IS SUBJECT TO CHANGE WITHOUT NOTICE.

Schneider Electric

TITLE: EASY UPS 3M/3L
BATTERY BREAKER KIT
GENERAL ARRANGEMENT

DWG NO: E3MGBK100K200H

REV. 1

DRAWN: JAYAPRAKASH/KRISHNA 27-MAY-20

ENGINEER: CAMPBELL BAI 27-MAY-20

APPROVED: FRANK ZHANG 27-MAY-20

PROJECT: SUBMITTAL DRAWINGS SHEET 2 OF 2

FIRST
ANGLE
PROJECTION